

Shinko

Water Quality Management

Product Lineup



Panel Mounting



Internal Panel Mounting



Outdoor Mounting



pH



ORP



Electrical Conductivity



Electrical Resistivity



Turbidity/Suspended Solids



Dissolved Oxygen



Residual Chlorine

RoHS

Panel Mounting

- 전면부 IP66 등급의 방수방진 구조.
- 가독성 좋은 디스플레이. (W48 x H96 mm)
- 시리얼 통신 RS-485 선택 가능. (옵션)

사용자 환경에 따라 설치 방법 선택 가능

설치 방법 :

- Panel Mounting
- Internal Panel Mounting
- Outdoor Mounting

pH Meter
pH

Digital Indicating pH Meter

Model AER-102-PH (P.4)

- 세정 출력 기능



ORP Meter
산화환원전위

Digital Indicating ORP Meter

Model AER-101-ORP (P.5)

- ORP 전극
- 세정 출력 기능



Conductivity Meter
전기 전도도

Digital Indicating Conductivity Meter

Model AER-102-EC□ (P.6 ~ 8)

- 고농도, 저농도 및 초저농도 사용 가능 모델



Resistivity Meter
전기 비저항

Digital Indicating Resistivity Meter

Model AER-102-SE (P.9)

- 비저항 센서
- 점점 출력 최대 4개



Turbidity/SS Meter
탁도 / 부유물질

Digital Indicating Turbidity/SS Meter

Model AER-101-TU (P.10)

- 탁도 / 부유물질 센서
- 점점 출력 및 전송 출력 각 1개



DO Meter
용존 산소

Digital Indicating DO Meter

Model AER-102-DO (P.11)

- 광학 DO 센서
- 점점 출력 최대 4개



Residual Chlorine Meter
잔류 염소

Internal Panel Mounting

(For indoor use)

- DIN 레일 장착형으로 제어반 내부에 설치 가능.
- Plug-in 타입으로 긴급 시 교체 용이.

Plug-in Type Digital Indicating pH Meter

Model WIL-102-PH (P.4)

- 세정 출력 기능



Plug-in Type Digital Indicating ORP Meter

Model WIL-101-ORP (P.5)

- ORP 전극
- 세정 출력 기능



Plug-in Type Digital Indicating Conductivity Meter

Model WIL-102-EC□ (P.6 ~ 8)

- 고농도, 저농도 및 초저농도 사용 가능 모델



Plug-in Type Digital Indicating Resistivity Meter

Model WIL-102-SE (P.9)

- 비저항 센서
- 접점 출력 또는 전송 출력 (옵션)



Plug-in Type Digital Indicating Turbidity/SS Meter

Model WIL-101-TU (P.10)

- 탁도 / 부유물질 센서
- 접점 출력 또는 전송 출력 (옵션)



Plug-in Type Digital Indicating DO Meter

Model WIL-102-DO (P.11)

- 광학 DO 센서
- 접점 출력 최대 6개 (접점 출력 4개 옵션)



Plug-in Type Digital Indicating Residual Chlorine Meter

New Release

Model WIL-102-RC□ (P.12)

- 고농도, 저농도 및 초저농도 사용 가능 모델



Outdoor Mounting


(For outdoor use)

- IP65 등급의 방수방진 구조로 옥외 설치 가능.
- 콤팩트한 사이즈로 설치 공간에 제약 없음.

On-Site Type pH Meter

Model FEB-102-PH (P.4)

- pH/ORP 전환 가능



On-Site Type ORP Meter

Model FEB-102-PH (P.5)

- ORP 전극
- pH/ORP 전환 가능



On-Site Type Conductivity Meter

Model FEB-102-EC□ (P.6 ~ 8)

- 전도도 센서
- 고농도 및 저농도 사용 가능 모델



제품 특징

통신 기능을 통한 체계화된 운영 가능

시리얼 통신 RS-485를 통해 터치 패널 및 PLC에 연결하여 원격 모니터링 및 조작 가능.
(WIL 시리즈는 RS-485 통신 기본 탑재)



RoHS 규정에 따른 설계

무연 납 사용

RoHS

전원 사양: 24V AC/DC

(FEB 시리즈 제외) (주문 시 지정)

pH Meter

pH

Panel Mounting

Digital Indicating pH Meter
AER-102-PH



Internal Panel Mounting

Plug-in Type Digital Indicating pH Meter
WIL-102-PH



Outdoor Mounting

On-Site Type pH Meter
FEB-102-PH



- 원격 모니터링 및 조작 가능 (옵션)
- 점정 출력 최대 4개 (2개 출력 옵션)
- 24V 전원 공급 (주문 시 지정)
- 세정 출력 기능
- IP66 (전면 부)
- RoHS 규정 준수

- 원격 모니터링 및 조작 가능 (표준)
- 24V 전원 공급 (주문 시 지정)
- 세정 출력 기능
- RoHS 규정 준수

- 원격 모니터링 및 조작 가능 (옵션)
- 점정 출력 최대 4개 (2개 출력 옵션)
- IP65
- 세정 출력 기능
- RoHS 규정 준수

Model	AER-102-PH	WIL-102-PH	FEB-102-PH
Measurement range	pH	pH 0.00 to 14.00 (pH 0.01)	
(Resolution)	Temperature	0.0 to 100.0°C (0.1°C)	
Linearity	pH value: pH ±0.05		
Temperature compensation element	Cu500/Pt100 or Pt1000 (Specified when ordering.)		Cu500/Pt100/Pt1000
Power supply	100 to 240 V AC 50/60 Hz or 24 V AC/DC 50/60 Hz (Specified when ordering.)		100 to 240 V AC 50/60 Hz
Power consumption	Approx. 12 VA	Approx. 8 VA	Approx. 9 VA
Output	Standard	2 contact outputs 1 Transmission output (4 to 20 mA DC)	2 contact outputs 2 Transmission outputs (4 to 20 mA DC)
	Optional	2 contact outputs Serial communication RS-485 (Modbus/ Shinko protocol)	2 contact outputs or Transmission output (4 to 20 mA DC) + 1 contact output Serial communication RS-485 (Modbus/Shinko protocol)
Ambient temperature	0 to 50°C	0 to 50°C	-20 to 50°C
Ambient humidity	35 to 85 %RH (Non-condensing)	35 to 85 %RH (Non-condensing)	35 to 95 %RH (Non-condensing)
Case material	Flame-resistant resin	Flame-resistant resin	Polycarbonate
Dimensions	W48 × H96 × D98.5 mm	W30 × H85 × D110 mm (including socket)	W240 × H162 × D75 mm
Weight	Approx. 280 g	Approx. 200 g (including socket)	950 g
Protection	IP66 (for front panel only)	—	IP65
Mounting	Panel mounting, Internal panel mounting	Internal panel mounting, DIN rail mounted (Socket ASK-001-1 required – sold separately)	Outdoor mounting, Wall mounting

pH Combined Electrode / Electrode Holder

Name	Photo	Product No.	Temperature Compensation	Cable Length
Standard Combined Electrode		1101N05Y	Unavailable	5 m (Option: Max. 30 m)
		110□□05Y (*)	Available	
Immersion Combined Electrode		1301N05Y (*)	Unavailable	
		130□□05Y (*)	Available	
Name	Photo	Product No.	Holder Length	
Holder for 1101N05Y/ 110 05Y (*)		HP-1 [(holder length) m]	0.5/1.0/1.5/2.0 m (Selectable)	

(*) A temperature element code will be entered in the □. More accessories (sold separately) and options are available. For details, please consult us or our agency.

ORP Meter

Oxidation-Reduction Potential

Panel Mounting

Digital Indicating ORP Meter
AER-101-ORP



Internal Panel Mounting

Plug-in Type Digital Indicating ORP Meter
WIL-101-ORP



Outdoor Mounting

On-Site Type ORP Meter
FEB-102-PH



원격 모니터링 및 조작 가능 (옵션)	점정 출력 최대 4개 (2개 출력 옵션)	24V 전원 공급 (주문 시 지정)
세정 출력 기능	IP66 (전면 부)	RoHS 규정 준수

원격 모니터링 및 조작 가능 (표준)	24V 전원 공급 (주문 시 지정)
세정 출력 기능	RoHS 규정 준수

원격 모니터링 및 조작 가능 (옵션)	점정 출력 최대 4개 (2개 출력 옵션)	IP65
pH/ORP 전환 가능	RoHS 규정 준수	

Model	AER-101-ORP	WIL-101-ORP	FEB-102-PH
Measurement range (Resolution)	-2000 to 2000 mV (1 mV)	-1999 to 1999 mV (1 mV)	-2000 to 2000 mV (1 mV)
Linearity	Within 5 mV (at equivalent input)		
Power supply	100 to 240 V AC 50/60 Hz or 24 V AC/DC 50/60 Hz (Specified when ordering.)		100 to 240 V AC 50/60 Hz
Power consumption	Approx. 12 VA	Approx. 8 VA	Approx. 9 VA
Output	Standard	2 contact outputs 1 Transmission output (4 to 20 mA DC)	2 contact outputs 2 Transmission outputs (4 to 20 mA DC)
	Optional	2 contact outputs Serial communication RS-485 (Modbus/Shinko protocol)	2 contact outputs or Transmission output (4 to 20 mA DC) + 1 contact output
Ambient temperature	0 to 50°C	0 to 50°C	-20 to 50°C
Ambient humidity	35 to 85 %RH (Non-condensing)	35 to 85 %RH (Non-condensing)	35 to 95 %RH (Non-condensing)
Case material	Flame-resistant resin	Flame-resistant resin	Polycarbonate
Dimensions	W48 × H96 × D98.5 mm	W30 × H85 × D110 mm (including socket)	W 240 × H162 × D75 mm
Weight	Approx. 280 g	Approx. 200 g (including socket)	950 g
Protection	IP66 (for front panel only)	—	IP65
Mounting	Panel mounting, Internal panel mounting	Internal panel mounting, DIN rail mounted (Socket ASK-001-1 required – sold separately)	Outdoor mounting, Wall mounting

ORP Combined Electrode / Electrode Holder

Name	Photo	Product No.	Cable Length
Standard Combined Electrode		5201N05Y	5 m (Option: Max. 30 m)
Immersion Combined Electrode		5301N05Y	
Name	Photo	Product No.	Holder Length
PP Holder for 5101N05Y		HP-1 [(holder length) m]	0.5/1.0/1.5/2.0 m (Selectable)

More accessories (sold separately) and options are available. For details, please consult us or our agency.

Conductivity Meter (High Concentration)

Electrical Conductivity (High Concentration)

Panel Mounting

Digital Indicating Conductivity Meter (High Concentration)

AER-102-ECH



- 원격 모니터링 및 조작 가능 (옵션)
- 접점 출력 최대 4개 (2개 출력 옵션)
- 24V 전원 공급 (주문 시 지정)
- IP66 (전면 부)
- RoHS 규정 준수

Internal Panel Mounting

Plug-in Type Digital Indicating Conductivity Meter (High Concentration)

WIL-102-ECH




- 원격 모니터링 및 조작 가능 (표준)
- 24V 전원 공급 (주문 시 지정)
- RoHS 규정 준수

Outdoor Mounting

On-Site Type Conductivity Meter (High Concentration)

FEB-102-ECH



- 원격 모니터링 및 조작 가능 (옵션)
- 접점 출력 최대 4개 (2개 출력 옵션)
- RoHS 규정 준수
- IP65

Model	AER-102-ECH	WIL-102-ECH	FEB-102-ECH	
Measurement range (Resolution)	Conductivity	0.00 to 20.00 mS/cm (0.01 mS/cm) 0.0 to 200.0 mS/cm (0.1 mS/cm) 0.0 to 500.0 mS/cm (0.1 mS/cm) 0 to 500 mS/cm (1 mS/cm) 0 to 2000 mS/cm (1 mS/cm)	0.000 to 2.000 S/m (0.001 S/m) 0.00 to 20.00 S/m (0.01 S/m) 0.00 to 50.00 S/m (0.01 S/m) 0.0 to 50.0 S/m (0.1 S/m) 0.0 to 200.0 S/m (0.1 S/m) 0 to 2000 mS/m (1 mS/m)	0.0 to 20.0 g/L (0.1 g/L) 0 to 200 g/L (1 g/L) 0 to 500 g/L (1 g/L) 0 to 2000 g/L (1 g/L)
	Temperature	0.0 to 100.0°C (0.1°C)		
Temperature compensation element	Pt100 or Pt1000 (Specified when ordering.)		Pt100/Pt1000	
Power supply	100 to 240 V AC 50/60 Hz or 24 V AC/DC 50/60 Hz (Specified when ordering.)		100 to 240 V AC 50/60 Hz	
Power consumption	Approx. 13 VA	Approx. 8 VA	Approx. 10 VA	
Output	Standard	2 contact outputs 1 Transmission output (4 to 20 mA DC)	Serial communication RS-485 (Modbus/Shinko protocol) 2 contact outputs 2 Transmission outputs (4 to 20 mA DC)	
	Optional	2 contact outputs Serial communication RS-485 (Modbus/Shinko protocol)	2 contact outputs or Transmission output (4 to 20 mA DC) + 1 contact output Serial communication RS-485 (Modbus/Shinko protocol)	
Ambient temperature	0 to 50°C	0 to 50°C	-20 to 50°C	
Ambient humidity	35 to 85 %RH (Non-condensing)	35 to 85 %RH (Non-condensing)	35 to 95 %RH (Non-condensing)	
Case material	Flame-resistant resin	Flame-resistant resin	Polycarbonate	
Dimensions	W48 × H96 × D98.5 mm	W30 × H85 × D110 mm (including socket)	W 240 × H162 × D75 mm	
Weight	Approx. 280 g	Approx. 200 g (including socket)	950 g	
Protection	IP66 (for front panel only)	—	IP65	
Mounting	Panel mounting, Internal panel mounting	Internal panel mounting, DIN rail mounted (Socket ASK-001-1 required – sold separately)	Outdoor mounting, Wall mounting	

Conductivity Sensor

Name	Photo	Product No.	Cell Constant (cm ⁻¹)	Cable Length
4-electrode cable-attached type		4FTD□□Y(*)	1.0	5 m (Option: Max. 30 m)
4-electrode connector type		4TD	1.0	5 m (Specific cable sold separately) (Option: Max. 30 m)
4-electrode cylindrical immersion type		4SD□□Y	1.0	5 m (Option: Max. 30 m)

(*) Cable length will be entered in the □. More accessories (sold separately) and options are available. For details, please consult us or our agency.

Conductivity Meter (Low Concentration)

Electrical Conductivity (Low Concentration)

Panel Mounting

Digital Indicating Conductivity Meter (Low Concentration)

AER-102-ECM



Internal Panel Mounting

Plug-in Type Digital Indicating Conductivity Meter (Low Concentration)

WIL-102-ECM



Outdoor Mounting

On-Site Type Conductivity Meter (Low Concentration)

FEB-102-ECM



- 원격 모니터링 및 조작 가능 (옵션)
- 접점 출력 최대 4개 (2개 출력 옵션)
- 24V 전원 공급 (주문 시 지정)
- IP66 (전면 부)
- RoHS 규정 준수

- 원격 모니터링 및 조작 가능 (표준)
- 24V 전원 공급 (주문 시 지정)
- RoHS 규정 준수

- 원격 모니터링 및 조작 가능 (옵션)
- 접점 출력 최대 4개 (2개 출력 옵션)
- RoHS 규정 준수
- IP65

Model	AER-102-ECM	WIL-102-ECM	FEB-102-ECM
Measurement range (Resolution)	Conductivity	0.00 to 20.00 $\mu\text{S/cm}$ (0.01 $\mu\text{S/cm}$) 0.0 to 200.0 $\mu\text{S/cm}$ (0.1 $\mu\text{S/cm}$) 0 to 2000 $\mu\text{S/cm}$ (1 $\mu\text{S/cm}$) 0.000 to 2.000 mS/cm (0.001 mS/cm) 0.00 to 20.00 mS/cm (0.01 mS/cm) 0.0 to 200.0 mS/cm (0.1 mS/cm)	0.0 to 20.0 mg/L (0.1 mg/L) 0 to 200 mg/L (1 mg/L) 0 to 2000 mg/L (1 mg/L)
	Temperature	0.0 to 100.0 $^{\circ}\text{C}$ (0.1 $^{\circ}\text{C}$)	
Temperature compensation element	Pt100 or Pt1000 (Specified when ordering.)		Pt100/Pt1000
Power supply	100 to 240 V AC 50/60 Hz or 24 V AC/DC 50/60 Hz (Specified when ordering.)		100 to 240 V AC 50/60 Hz
Power consumption	Approx. 13 VA	Approx. 8 VA	Approx. 10 VA
Output	Standard	2 contact outputs 1 Transmission output (4 to 20 mA DC)	2 contact outputs 2 Transmission outputs (4 to 20 mA DC)
	Optional	2 contact outputs Serial communication RS-485 (Modbus/Shinko protocol)	2 contact outputs or Transmission output (4 to 20 mA DC) + 1 contact output
Ambient temperature	0 to 50 $^{\circ}\text{C}$	0 to 50 $^{\circ}\text{C}$	-20 to 50 $^{\circ}\text{C}$
Ambient humidity	35 to 85 %RH (Non-condensing)	35 to 85 %RH (Non-condensing)	35 to 95 %RH (Non-condensing)
Case material	Flame-resistant resin	Flame-resistant resin	Polycarbonate
Dimensions	W48 × H96 × D98.5 mm	W30 × H85 × D110 mm (including socket)	W 240 × H162 × D75 mm
Weight	Approx. 280 g	Approx. 200 g (including socket)	950 g
Protection	IP66 (for front panel only)	—	IP65
Mounting	Panel mounting, Internal panel mounting	Internal panel mounting DIN rail mounted (Socket ASK-001-1 required – sold separately)	Outdoor mounting, Wall mounting

Conductivity Sensor

Name	Photo	Product No.	Cell Constant (cm^{-1})	Cable Length
3-electrode cable-attached type		3FTD□□Y (*)	1.0	5 m (Option: Max. 30 m)
2-electrode cable-attached type		2FM□□	0.1	5 m (Option: Max. 30 m)
3-electrode connector type		3TD	1.0	5 m (Specific cable sold separately) (Option: Max. 30 m)
2-electrode connector type		2M	0.1	5 m (Specific cable sold separately) (Option: Max. 30 m)

(*) Cable length will be entered in the □. More accessories (sold separately) and options are available. For details, please consult us or our agency.

Conductivity Meter (Ultra-Low Concentration)

Electrical Conductivity (Ultra-Low Concentration)

Panel Mounting

Digital Indicating Conductivity Meter
(Ultra-Low Concentration)

AER-102-ECL



원격 모니터링
및 조작 가능
(옵션)

접점 출력 최대 4개
(2개 출력 옵션)

24V 전원 공급
(주문 시 지정)

IP66
(전면 부)

RoHS 규정 준수

Internal Panel Mounting

Plug-in Type Digital Indicating Conductivity Meter
(Ultra-Low Concentration)

WIL-102-ECL



원격 모니터링
및 조작 가능
(표준)

24V 전원 공급
(주문 시 지정)

RoHS 규정 준수

Model		AER-102-ECL	WIL-102-ECL
Measurement range (Resolution)	Conductivity	0.000 to 2.000 $\mu\text{S/cm}$ (0.001 $\mu\text{S/cm}$) 0.00 to 20.00 $\mu\text{S/cm}$ (0.01 $\mu\text{S/cm}$) 0.0 to 200.0 $\mu\text{S/cm}$ (0.1 $\mu\text{S/cm}$) 0.000 to 0.200 mS/m (0.001 mS/m) 0.000 to 2.000 mS/m (0.001 mS/m) 0.00 to 20.00 mS/m (0.01 mS/m)	0.00 to 2.00 mg/L (0.01 mg/L) 0.0 to 20.0 mg/L (0.1 mg/L) 0 to 200 mg/L (1 mg/L)
	Temperature	0.0 to 100.0°C (0.1°C)	
Temperature compensation element		Pt100 or Pt1000 (Specified when ordering.)	
Power supply		100 to 240 V AC 50/60 Hz or 24 V AC/DC 50/60 Hz (Specified when ordering.)	
Power consumption		Approx. 13 VA	Approx. 8 VA
Output	Standard	2 contact outputs 1 Transmission output (4 to 20 mA DC)	Serial communication RS-485 (Modbus/Shinko protocol)
	Optional	2 contact outputs Serial communication RS-485 (Modbus/ Shinko protocol)	2 contact outputs or Transmission output (4 to 20 mA DC) + 1 contact output
Ambient temperature		0 to 50°C	0 to 50°C
Ambient humidity		35 to 85 %RH (Non-condensing)	35 to 85 %RH (Non-condensing)
Case material		Flame-resistant resin	Flame-resistant resin
Dimensions		W48 × H96 × D98.5 mm	W30 × H85 × D110 mm (including socket)
Weight		Approx. 280 g	Approx. 200 g (including socket)
Protection		IP66 (for front panel only)	—
Mounting		Panel mounting, Internal panel mounting	Internal panel mounting, DIN rail mounted (Socket ASK-001-1 required – sold separately)

Conductivity Sensor

Name	Photo	Product No.	Cell Constant (cm^{-1})	Cable Length
2-electrode cable-attached type		2FL□□Y (*)	0.01	5 m (Option: Max. 30 m)
2-electrode connector type		2L	0.01	5 m (Specific cable sold separately) (Option: Max. 30 m)

(*) Cable length will be entered in the □. More accessories (sold separately) and options are available.

For details, please consult us or our agency.

Resistivity Meter

Electrical Resistivity

Panel Mounting

Digital Indicating Resistivity Meter
AER-102-SE



- 원격 모니터링 및 조작 가능 (옵션)
- 점정 출력 최대 4개 (2개 출력 옵션)
- 24V 전원 공급 (주문 시 지정)
- IP66 (전면 부)
- RoHS 규정 준수

Internal Panel Mounting

Plug-in Type Digital Indicating Resistivity Meter
WIL-102-SE



- 원격 모니터링 및 조작 가능 (표준)
- 점정 출력, 전송 출력 (옵션)
- 24V 전원 공급 (주문 시 지정)
- RoHS 규정 준수

Model		AER-102-SE	WIL-102-SE
Measurement range (Resolution)	Resistivity	0.000 to 0.200 MΩ·cm (0.001 MΩ·cm) 0.00 to 2.00 MΩ·cm (0.01 MΩ·cm) 0.00 to 20.00 M Ω·cm (0.01 MΩ·cm) 0.0 to 100.0 MΩ·cm (0.1 MΩ·cm)	0.00 to 2.00 kΩ·m (0.01 kΩ·m) 0.0 to 20.0 kΩ·m (0.1 kΩ·m) 0.0 to 200.0 kΩ·m (0.1 kΩ·m) 0 to 1000 kΩ·m (1 kΩ·m)
	Temperature	0.0 to 100.0°C (0.1°C)	
Temperature compensation element		Pt100	
Power supply		100 to 240 V AC 50/60 Hz or 24 V AC/DC 50/60 Hz (Specified when ordering.)	
Power consumption		Approx. 13 VA	Approx. 8 VA
Output	Standard	2 contact outputs 1 Transmission output (4 to 20 mA DC)	Serial communication RS-485 (Modbus/Shinko protocol)
	Optional	2 contact outputs Serial communication RS-485 (Modbus/ Shinko protocol)	2 contact outputs or Transmission output (4 to 20 mA DC) + 1 contact output
Ambient temperature		0 to 50°C	
Ambient humidity		35 to 85 %RH (Non-condensing)	
Case material		Flame-resistant resin	
Dimensions		W48 × H96 × D98.5 mm	W30 × H85 × D110 mm (including socket)
Weight		Approx. 280 g	Approx. 200 g (including socket)
Protection		IP66 (for front panel only)	—
Mounting		Panel mounting, Internal panel mounting	Internal panel mounting, DIN rail mounted (Socket ASK-001-1 required – sold separately)

Resistivity Sensor

Name	Photo	Product No.	Cell Constant (cm ⁻¹)	Cable Length
Cable-attached type		2FL□□Y (*)	0.01	5 m (Option: Max. 30 m)
Connector type		2L	0.01	5 m (Specific cable sold separately) (Option: Max. 30 m)

(*) Cable length will be entered in the □. More accessories (sold separately) and options are available.
For details, please consult us or our agency.

Turbidity/SS Meter

Turbidity / Suspended Solids

Panel Mounting

Digital Indicating Turbidity/SS Meter

AER-101-TU



- 원격 모니터링 및 조작 가능 (옵션)
- 접점 출력 1개, 전송 출력 1개
- 24V 전원 공급 (주문 시 지정)
- IP66 (전면 부)
- RoHS 규정 준수

Internal Panel Mounting

Plug-in Type Digital Indicating Turbidity/SS Meter

WIL-101-TU



- 원격 모니터링 및 조작 가능 (표준)
- 접점 출력, 전송 출력 (옵션)
- 24V 전원 공급 (주문 시 지정)
- RoHS 규정 준수

Model		AER-101-TU	WIL-101-TU
Measurement range (Resolution)	Turbidity	0.0 to 100.0 (Formazin) [0.1 (Formazin)] 0 to 500 (Formazin) [1 (Formazin)] 0 to 3000 (Formazin) [1 (Formazin)]	
	SS	0 to 1000 mg/L (Kaolin) (1 mg/L) 0 to 50000 mg/L (Kaolin) (10 mg/L)	
Power supply		100 to 240 V AC 50/60 Hz or 24 V AC/DC 50/60 Hz (Specified when ordering.)	
Power consumption		Approx. 8 VA	Approx. 7 VA
Output	Standard	1 contact output 1 Self-check output 1 Transmission output (4 to 20 mA DC)	Serial communication RS-485 (Modbus/Shinko protocol)
	Optional	2 contact outputs Serial communication RS-485 (Modbus/Shinko protocol)	1 contact output or 1 Transmission output (4 to 20 mA DC)
Ambient temperature		0 to 50°C	
Ambient humidity		35 to 85 %RH (Non-condensing)	
Case material		Flame-resistant resin	
Dimensions		W48 × H96 × D98.5 mm	W30 × H85 × D110 mm (including socket)
Weight		Approx. 280 g	Approx. 200 g (including socket)
Protection		IP66 (for front panel only)	
Mounting		Panel mounting, Internal panel mounting	Internal panel mounting, DIN rail mounted (Socket ASK-001-1 required – sold separately)

Turbidity/SS Sensor

Measurement Method	Photo	Product No.	Measurement Range	Cable Length
Transmitted light		TC- 100	0.0 to 100.0 (Formazin)	10 m
		TC- 500	0 to 500 (Formazin)	
		TC-3000	0 to 3000 (Formazin)	
Transmitted light		TS-1000	0 to 1000 mg/L (Kaolin)	10 m
Back scattered light		TS-Mx	0 to 50000 mg/L (Kaolin)	9 m

More accessories (sold separately) and options are available. For details, please consult us or our agency.

DO Meter

Dissolved Oxygen

Panel Mounting

Digital Indicating DO Meter
AER-102-DO



원격 모니터링
및 조작 가능
(옵션)

접점 출력 최대 4개
(2개 출력 옵션)

24V 전원 공급
(주문 시 지정)

IP66
(전면 부)

RoHS 규정 준수

Internal Panel Mounting

Plug-in Type Digital Indicating DO Meter
WIL-102-DO



원격 모니터링
및 조작 가능
(표준)

접점 출력 최대 6개
(옵션)

24V 전원 공급
(주문 시 지정)

RoHS 규정 준수

Model	AER-102-DO	WIL-102-DO
Measurement range (Resolution)	DO concentration : 0.00 to 20.00 mg/L (0.01 mg/L) DO % aturation : 0.0 to 200.0% (0.1%) Oxygen partial pressure : 0.0 to 150.0 kPa (0.1 kPa) Temperature : 0.0 to 50.0°C (0.1°C)	
Temperature compensation element	Thermistor	
Power supply	100 to 240 V AC 50/60 Hz or 24 V AC/DC 50/60 Hz (Specified when ordering.)	
Power consumption	Approx. 14 VA	Approx. 10 VA
Output	Standard	2 contact outputs 1 Self-diagnosis output 2 Transmission outputs (4 to 20 mA DC)
	Optional	2 contact outputs Serial communication RS-485 (Modbus/Shinko protocol)
Ambient temperature	0 to 50°C	0 to 50°C
Ambient humidity	35 to 85 %RH (Non-condensing)	35 to 85 %RH (Non-condensing)
Case material	Flame-resistant resin	Flame-resistant resin
Dimensions	W48 × H96 × D98.5 mm	W30 × H85 × D110 mm (including socket)
Weight	Approx. 280 g	Approx. 200 g (including socket)
Protection	IP66 (for front panel only)	—
Mounting	Panel mounting, Internal panel mounting	Internal panel mounting, DIN rail mounted (Socket ASK-001-1 required – sold separately)

DO Sensor

Name	Photo	Product No.	Cable Length	Feature
Optical DO sensor		DOS-20	10 m	Easy maintenance (Sensor cap replacement : Once in 3 years)

More accessories (sold separately) and options are available. For details, please consult us or our agency.

Residual Chlorine Meter

Residual Chlorine

Internal Panel Mounting

Plug-in Type Digital Indicating Residual Chlorine Meter.

WIL-102-RC□ **New Release**



- 원격 모니터링 및 조작 가능 (표준)
- 점진 출력, 전송 출력 (옵션)
- pH 보정 기능
- 24V 전원 공급 (주문 시 지정)
- RoHS 규정 준수

Model	WIL-102-RCH (High Concentration)	WIL-102-RCM (Medium Concentration)	WIL-102-RCL (Low Concentration)
Measurement range (Resolution)	RC concentration 0.0 to 20.0 mg/L (0.1 mg/L) Temperature: 0.0 to 50.0°C (0.1°C)	RC concentration 0.00 to 5.00 mg/L (0.01 mg/L) Temperature: 0.0 to 50.0°C (0.1°C)	RC concentration 0.00 to 2.00 mg/L (0.01 mg/L) Temperature: 0.0 to 50.0°C (0.1°C)
Temperature compensation element	Pt100		
Power supply	100 to 240 V AC 50/60 Hz or 24 V AC/DC 50/60 Hz (Specified when ordering.)		
Power consumption	Approx. 8 VA		
Output	Standard	Serial communication RS-485 (Modbus/Shinko protocol)	
	Optional	2 contact outputs or Transmission output (4 to 20 mA DC) + 1 contact output	
Ambient temperature	0 to 50°C		
Ambient humidity	35 to 85 %RH (Non-condensing)		
Case material	Flame-resistant resin		
Dimensions	W30 × H85 × D110 mm (including socket)		
Weight	Approx. 200 g (including socket)		
Mounting	Internal panel mounting, DIN rail mounted (Socket ASK-001-1 required – sold separately)		

Residual Chlorine Sensor

Polarographic Method Residual Chlorine Sensor

- Temperature compensation available
- Accurate continuous measurement possible
- Compact
- Easy maintenance



Flow-Through Holder



Specific Sensor Cable

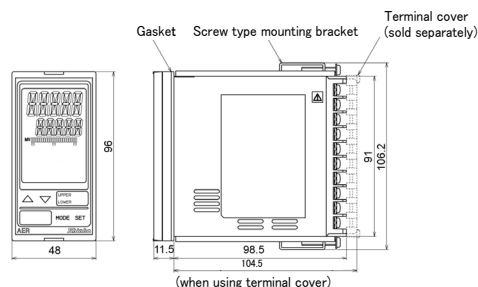


Cable length: 5 m
Option: Max. 30 m

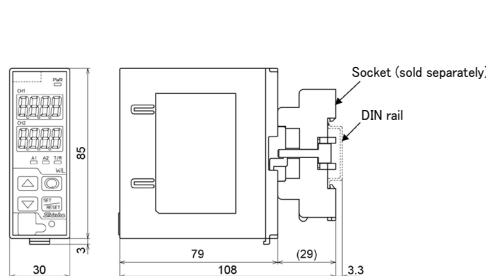
More accessories (sold separately) and options are available. For details, please consult us or our agency.

Dimensions (Scale: mm)

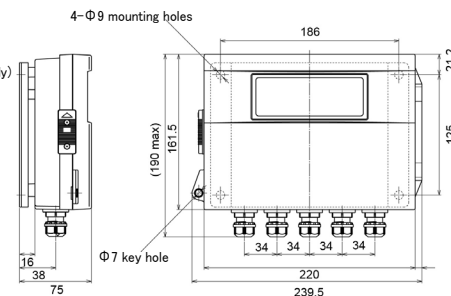
Panel Mounting (AER series)



Internal Panel Mounting (WIL series)



Outdoor Mounting (FEB series)



- This catalog is as of May 2016, and specifications are subject to change without notice.
- For inquiries, please consult us or our agency.



서울시 금천구 가산디지털1로 70, 1005호 (가산동, 호서대벤처타워)

본사) Tel : 02-806-4403 Fax : 02-806-4406
 운의) MP : 010-4085-8212 E-mail : pking21@ulfatech.com
 MP : 010-8391-8802 E-mail : june8802@ulfatech.com

<http://www.ulfatech.com>

20160510E1